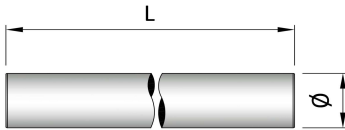
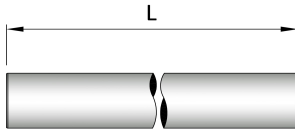
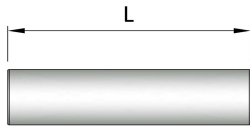


ALT5

MÓDULO RECTO 1,5 M - MACHO/MACHO
STRAIGHT PIPE 1,5 M - MALE/MALE

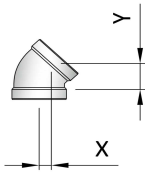
Ø	60	80	100	110	125	130
L	1500	1500	1500	1500	1500	1500

ALT1

MÓDULO RECTO 1 M - MACHO/MACHO
STRAIGHT PIPE 1 M - MALE/MALE

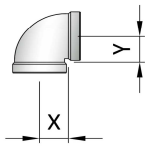
Ø	60	80	100	110	125	130
L	1000	1000	1000	1000	1000	1000

ALTO

MÓDULO RECTO 0,5 M - MACHO/MACHO
STRAIGHT PIPE 0,5 M - MALE/MALE

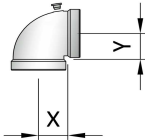
Ø	60	80	100	110	125	130
L	500	500	500	500	500	500

ALCC

CODO 45° - HEMBRA/HEMBRA
ELBOW 45° - FEMALE/FEMALE

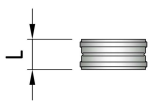
Ø	60	80	100	110	125	130
X	20	25	25	25	25	25
Y	50	60	60	60	60	60

ALCN

CODO 87° - HEMBRA/HEMBRA
ELBOW 87° - FEMALE/FEMALE

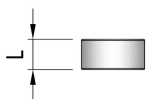
Ø	60	80	100	110	125	130
X	60	75	60	75	75	70
Y	60	75	60	75	75	65

ALCM

CODO 87° CON TOMA DE MUESTRA - HEMBRA/HEMBRA
ELBOW 87° WITH CHECKING - FEMALE/FEMALE

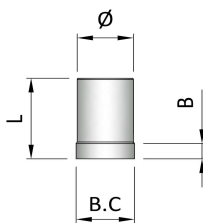
Ø	60	80	100	110	125	130
X	-	75	60	75	75	70
Y	-	75	60	75	75	65

ALMA

MANGUITO PARA UNIÓN DE TUBOS - HEMBRA/HEMBRA
COUPLING FOR LENGTHS - FEMALE/FEMALE

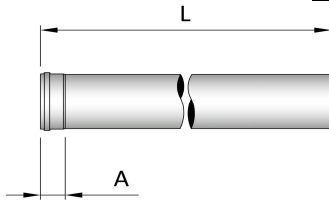
Ø	60	80	100	110	125	130
L	70	70	70	70	70	70

ALMP

MANGUITO PARA UNIÓN DE PIEZAS - MACHO/MACHO
COUPLING FOR PIECES - MALE/MALE

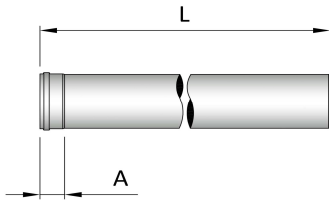
Ø	60	80	100	110	125	130
L	70	70	70	70	70	70

ALAD

ADAPTADOR A CALDERA 0,2 M - MACHO/HEMBRA
BOILER ADAPTOR 0,2 M - MALE/FEMALE

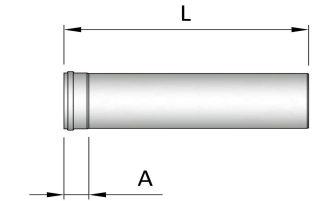
Ø	60	80	100	110	125	130
B, C	-	80+90	100+110	110+120	125+135	130+140
L	-	200	200	200	200	200
B	-	40	40	40	40	40

AHT5

MÓDULO RECTO 1,5 M - MACHO/HEMBRA
STRAIGHT PIPE 1,5 M - MALE/FEMALE

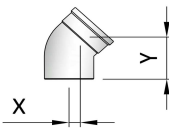
∅	60	80	100	110	125	130
L	1500	1500	1500	1500	1500	1500
A	50	50	50	50	50	50

AHT1

MÓDULO RECTO 1 M - MACHO/HEMBRA
STRAIGHT PIPE 1 M - MALE/FEMALE

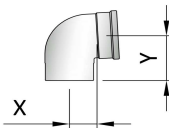
∅	60	80	100	110	125	130
L útil	1000	1000	1000	1000	1000	1000
A	50	50	50	50	50	50

AHT0

MÓDULO RECTO 0,5 M - MACHO/HEMBRA
STRAIGHT PIPE 0,5 M - MALE/FEMALE

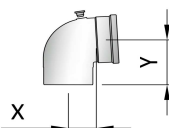
∅	60	80	100	110	125	130
L útil	500	500	500	500	500	500
A	50	50	50	50	50	50

AHCC

CODO 45° - MACHO/HEMBRA
ELBOW 45° - MALE/FEMALE

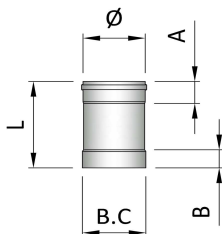
∅	60	80	100	110	125	130
X	30	20	20	-	-	-
Y	135	110	110	-	-	-

AHCN

CODO 87° - MACHO/HEMBRA
ELBOW 87° - MALE/FEMALE

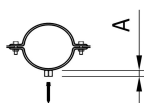
∅	60	80	100	110	125	130
X	60	60	60	-	-	-
Y	110	110	110	-	-	-

AHCM

CODO 87° CON TOMA DE MUESTRA - MACHO/HEMBRA
ELBOW 87° WITH CHECKING - MALE/FEMALE

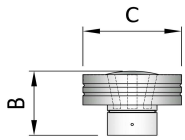
∅	60	80	100	110	125	130
X	60	60	60	-	-	-
Y	110	110	110	-	-	-

AHAD

ADAPTADOR A CALDERA 0,2 M - HEMBRA/HEMBRA
BOILER ADAPTOR 0,2 M - FEMALE/FEMALE

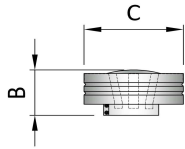
∅	60	80	100	110	125	130
B, C	-	80+90	100+110	110+120	125+135	130+140
L	-	200	200	200	200	200
A	-	50	50	50	50	50
B	-	42	42	42	42	42

ALAF

ABRAZADERA DE FIJACIÓN CON TIRAFONDOS
WALL SUPPORT WITH SCREW

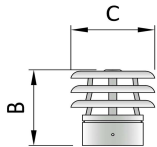
∅	60	80	100	110	125	130
A	12	12	12	12	12	12


ALDM
DEFLECTOR ANTIRREVOCO CON MANGUITO
DOWNDRAFT BAFFLE WITH COUPLING

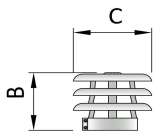
\varnothing	60	80	100	110	125	130
B	-	135	135	135	135	135
C	-	170	200	200	200	200


ALDA
DEFLECTOR ANTIRREVOCO CON ABRAZADERA
DOWNDRAFT LOCKING BAND

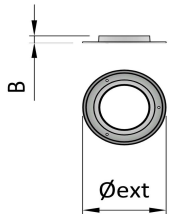
\varnothing	60	80	100	110	125	130
B	-	105	105	105	105	105
C	-	170	200	200	200	200


ALDT
DEFLECTOR DE 3 AROS CON MANGUITO
3 RINGS BAFLE WITH COUPLING

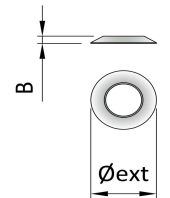
\varnothing	60	80	100	110	125	130
B	-	-	175	175	175	175
C	-	-	160	160	160	160


ALDE
DEFLECTOR DE 3 AROS CON ABRAZADERA
3 RINGS BAFLE WITH LOCKING BAND

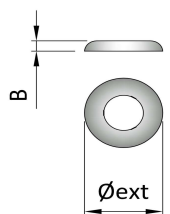
\varnothing	60	80	100	110	125	130
B	-	-	130	130	130	130
C	-	-	160	160	160	160


ALTA
TAPAJUNTAS MATERIAL ABS
ABS MATERIAL WALL JOINT LID

\varnothing	60	80	100	110	125	130
\varnothing_{ext}	-	-	175	185	200	205
B	-	-	16	16	16	16


ALTP
TAPAJUNTAS PARED INTERIOR PLÁSTICO FLEXIBLE
FLEXIBLE PLASTIC WALL JOINT LID

\varnothing	60	80	100	110	125	130
\varnothing_{ext}	105	135	160	185	225	-
B	12	16	18	22	32	-


ALEM
TAPAJUNTAS DE ACERO LACADO
STEEL COATING WALL JOINT

\varnothing	60	80	100	110	125	130
\varnothing_{ext}	-	160	180	190	205	210
B	-	24	24	24	24	24