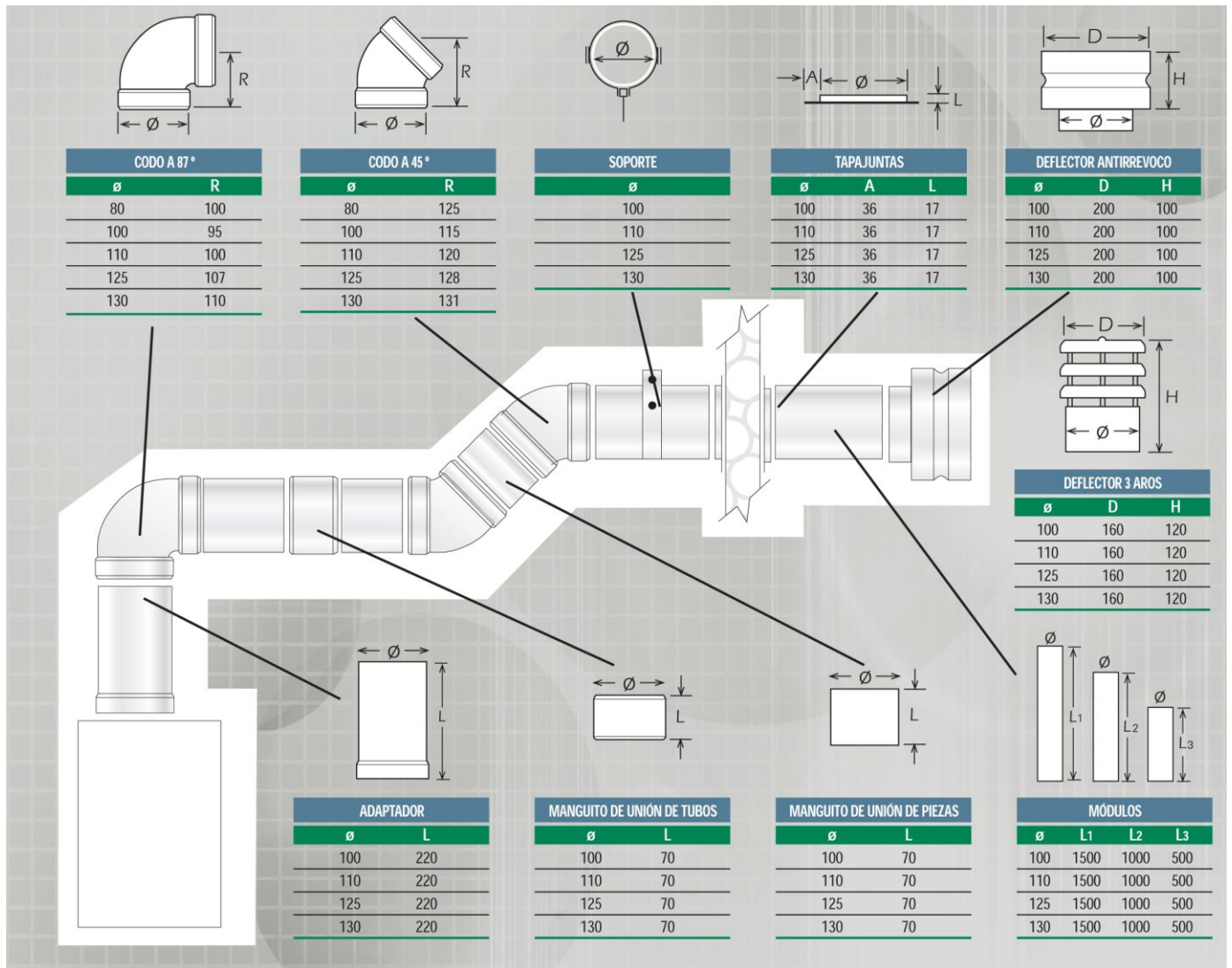
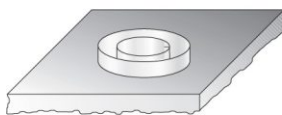


COTAS ALUMIGÁS



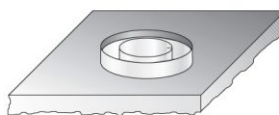
TIPOS DE SAÍDAS DE CALDEIRAS ESTANQUES - ALUMIGÁS COAXIAL

SAÍDA TIPO 1




ENTRADA DE AR - M
SAÍDA DE GASES - M

SAÍDA TIPO 2



ENTRADA DE AR - F
SAÍDA DE GASES - M

SAÍDA TIPO 3



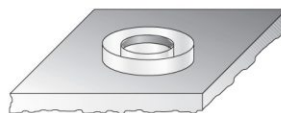
ENTRADA DE AR - FLANGE
SAÍDA DE GASES - F

SAÍDA TIPO 4




ENTRADA DE AR - FLANGE
SAÍDA DE GASES - M

SAÍDA TIPO 5



ENTRADA DE AR - M
SAÍDA DE GASES - F

SAÍDA TIPO 6



ENTRADA DE AR - F
SAÍDA DE GASES - F